

*Lyon's Gate
Cluster*

EXTERIOR COLOR SCHEMES

Lyon's Gate Cluster Home Color Scheme

Steps for selecting a color scheme - Clusters

1. Look through the color selections and select the schemes that will look good on your home.
2. Finalizing color scheme:
 - Note on the architectural request which of the main colors will be your body color and which will be your pop-out color as these two (2) colors are reversible (interchangeable).
3. Selecting a Garage Door Color:
 - You can select your garage door color from the approved color scheme to match your Body, Pop-Out, or Fascia Color.
4. Selecting an Entry Door Color:
 - You can select colors from the approved options chart labeled "Entry Door Colors" or choose your entry door color to match your fascia color on your approved color scheme.

Suggested actions and questions to consider when repainting your home:

Looking at the current body color on your home ask yourself the following questions:
(NOT A REQUIRED STEP)

- Do I want the new color lighter, darker or about the same?
- Do I want to alter the color; if so, what colors do I like?
- Is there veneer (brick or stone) on my house and what colors are in it?
- What is the color of my roof tile?
- What are the colors in my landscape rock, pavers and other items in my yard that are not changing?

Not all colors work with all schemes – use discretion

CDA

Burnt Almond #DE5258 - LRV 21



CDB

Rocky Mountain Red #DET442 - LRV 08



CDC

Jazz Berry Jam #DET401 - LRV 07



CDD

Purple Prose #DET405 - LRV 07



© September 2022

480-967-6667

Lyon's Gate Clusters
Gilbert, Arizona

Entry Door Colors

Not all colors work with all schemes – use discretion

Luna Pier #DE5888 - LRV 07

CDE



Blue Tapestry #DET545 – LRV 10

CDF



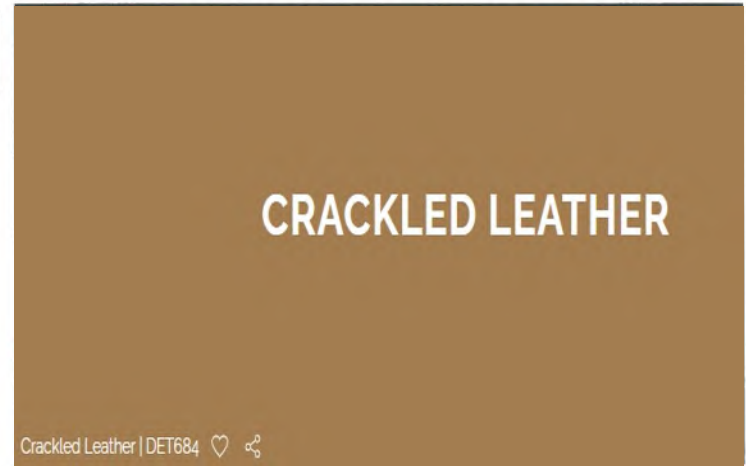
Windrock #DE6300 - LRV 13

CDG



Cracked Leather #DET684 - LRV 22

CDH



© September 2022

480-967-6667

Lyon's Gate Clusters

Gilbert, Arizona

Entry Door Colors

All colors specified are from the Dunn Edwards palette

BODY & POP-OUT COLORS ARE REVERSIBLE

Body

Optional Garage Door color
Cobblestone Path #DE6068 - LRV 25




Pop-outs

Optional Garage Door color
Sand Dune #DE6128 - LRV 62



Fascia

Optional Garage Door color, Optional Entry Door color
Bear in Mind #DE6042 - LRV 07



Entry Door

*See Approved Color
Options or
use Fascia Color*

*Garage Door
can be
Body, Pop-out or Fascia*



© September 2022

480-967-6667

Lyon's Gate Clusters

Gilbert, Arizona

Exterior
Color Scheme

C1

All colors specified are from the Dunn Edwards palette

BODY & POP-OUT COLORS ARE REVERSIBLE

Body

Optional Garage Door color
Rocky Ridge #DE6145 - LRV 26




Pop-outs

Optional Garage Door color
Cochise #DEC761 - LRV 58



Fascia

Optional Garage Door color, Optional Entry Door color
Moderne Class #DET681 - LRV 11



Entry Door

*See Approved Color
Options or
use Fascia Color*

*Garage Door
can be
Body, Pop-out or Fascia*



© September 2022

480-967-6667

Lyon's Gate Clusters

Gilbert, Arizona

Exterior
Color Scheme

C2

All colors specified are from the Dunn Edwards palette

BODY & POP-OUT COLORS ARE REVERSIBLE


Body

Optional Garage Door color
Saddle Up #DET690 - LRV 30



Pop-outs

Optional Garage Door color
High Noon #DEC743 - LRV 47



Fascia

Optional Garage Door color, Optional Entry Door color
Mayan Chocolate #DET693 - LRV 09



Entry Door

*See Approved Color
Options or
use Fascia Color*

*Garage Door
can be
Body, Pop-out or Fascia*



© September 2022

480-967-6667

Lyon's Gate Clusters
Gilbert, Arizona

Exterior
Color Scheme

C3

All colors specified are from the Dunn Edwards palette

BODY & POP-OUT COLORS ARE REVERSIBLE

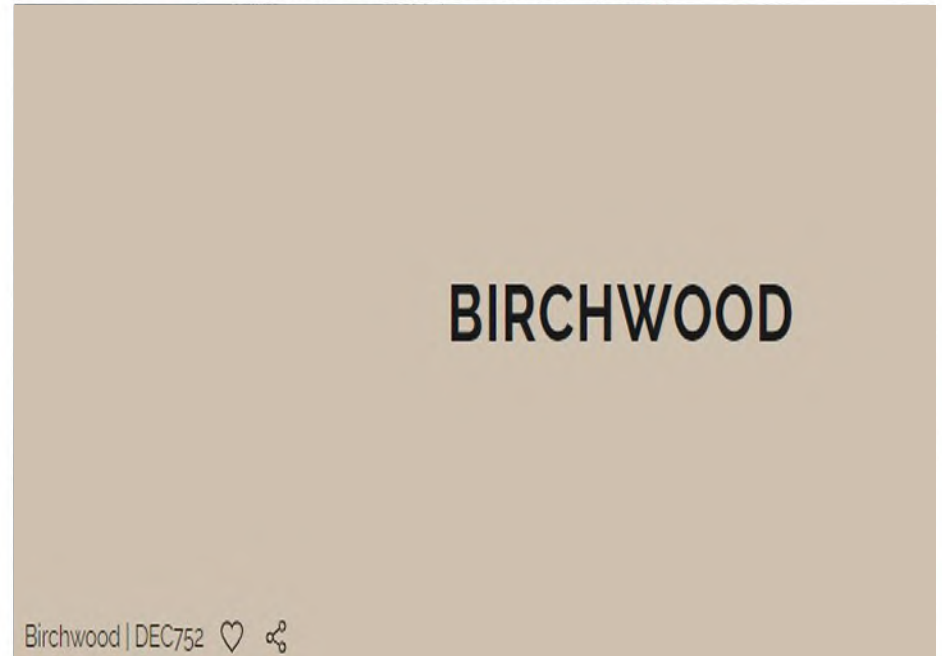
Body

Optional Garage Door color
Sorrel Felt #DET624 - LRV 31



Pop-outs

Optional Garage Door color
Birchwood #DEC752 - LRV 49



Fascia

Optional Garage Door color, Optional Entry Door color
Weathered Brown #DEC756 - LRV 08



Entry Door

*See Approved Color
Options or
use Fascia Color*

*Garage Door
can be
Body, Pop-out or Fascia*



© September 2022

480-967-6667

Lyon's Gate Clusters
Gilbert, Arizona

Exterior
Color Scheme

C4



All colors specified are from the Dunn Edwards palette

BODY & POP-OUT COLORS ARE REVERSIBLE

Body

Optional Garage Door color
Barnwood Gray #DET620 - LRV 31



BARNWOOD GRAY

Barnwood Gray | DET620  

Pop-outs

Optional Garage Door color
Fine Grain #DE6213 - LRV 59



FINE GRAIN

Fine Grain | DE6213  

Fascia

Optional Garage Door color, Optional Entry Door color
Espresso Macchiato #DET680 - LRV 07

ESPRESSO MACCHIATO

Espresso Macchiato | DET680  

Entry Door

*See Approved Color
Options or
use Fascia Color*

*Garage Door
can be
Body, Pop-out or Fascia*



© September 2022

480-967-6667

Lyon's Gate Clusters
Gilbert, Arizona

Exterior
Color Scheme

C5

All colors specified are from the Dunn Edwards palette

BODY & POP-OUT COLORS ARE REVERSIBLE

Body

Optional Garage Door color
Shaggy Barked #DEC771 - LRV 38



Pop-outs

Optional Garage Door color
Crystal Haze #DE6219 - LRV 71



Fascia

Optional Garage Door color, Optional Entry Door color
Downing to Earth #DET634 - LRV10



Entry Door

*See Approved Color
Options or
use Fascia Color*

*Garage Door
can be
Body, Pop-out or Fascia*



© September 2022

480-967-6667

Lyon's Gate Clusters
Gilbert, Arizona

Exterior
Color Scheme

C6

All colors specified are from the Dunn Edwards palette

BODY & POP-OUT COLORS ARE REVERSIBLE

Body

Optional Garage Door color
Sepia Tone #DET638 - LRV 39



Pop-outs

Optional Garage Door color
Instant Classic #DET672 - LRV 70



Fascia

Optional Garage Door color, Optional Entry Door color
Cocoa #DEC755 - LRV 13



Entry Door

*See Approved Color
Options or
use Fascia Color*

*Garage Door
can be
Body, Pop-out or Fascia*



© September 2022

480-967-6667

Lyon's Gate Clusters
Gilbert, Arizona

Exterior
Color Scheme

C7

All colors specified are from the Dunn Edwards palette



BODY & POP-OUT COLORS ARE REVERSIBLE

Body

Optional Garage Door color
Rustic Taupe #DE6129 - LRV 47



RUSTIC TAUPE

Rustic Taupe | DE6129  

Pop-outs

Optional Garage Door color
Dry Dune #DE6114 - LRV 70



DRY DUNE



Dry Dune | DE6114  

Fascia

Optional Garage Door color, Optional Entry Door color
Bannister Brown #DE6069 - LRV 15



BANNISTER BROWN

Bannister Brown | DE6069  

Entry Door

*See Approved Color
Options or
use Fascia Color*

*Garage Door
can be
Body, Pop-out or Fascia*



© September 2022

480-967-6667

Lyon's Gate Clusters
Gilbert, Arizona

Exterior
Color Scheme

C8

ARCHITECTURAL SUBMITTAL FORM

Lyon's Gate Community Association
 C/o Brown Community Management, Inc, 7255 E. Hampton Avenue, Mesa, Arizona 85209
 Community Manager: Sabrina Langford
 Email: lyonsgate@brownmanagement.com
 Phone: (480) 539-1396 Fax: (480) 889-5087

(Please type or print. Incomplete or illegible submittals will be returned.)

<u>Member Name:</u>		<u>Ph#:</u>
<u>Email:</u>		<u>Cell #:</u>
<u>Address:</u>		<u>Lot #:</u>
<u>Contractor</u>	<u>License #</u>	<u>Phone#</u>
<u>Description of Work to be Performed:</u>		
<u>Time period in which work is to be completed:</u>		
<u>Materials to be used (attach samples of hardscape materials):</u>		
<u>Exterior painting list scheme #* (complete all below):</u>		
<u>Single Family Home:</u> YES / NO		<u>Cluster Build Home:</u> YES / NO
<u>Body color:</u>		<u>Facia color:</u>
<u>Pop out color:</u>		<u>Garage door color:</u>
<u>Front Door color:</u>		<u>Shutter color (if applicable):</u>

*Note for exterior home painting it is highly recommended to get a rendering from Dunn Edwards or similar home rendering platforms. Single Family and Cluster built home color schemes are not interchangeable. (Single Family homes may ONLY choose from Single Family color schemes. Cluster built homes may ONLY choose from Cluster home color scheme). Any deviations from the pre-approved color schemes will result in additional information needed.

Attach any drawings and/or blueprint of your submittal. Please indicate all materials, dimensions, color, and the exact location of the proposed work to be completed. Photos of your home **AND** neighboring home(s) are **REQUIRED (IF PAINTING)** for quality control. Major construction projects **MUST** include elevation drawings. **INCOMPLETE REQUESTS WILL BE RETURNED.**

You must have written approval from the Design Review Committee prior to making any improvements or exterior changes to any part of your lot. To avoid misunderstanding, you cannot proceed with an improvement or exterior change on the basis of a "verbal" approval or "oral" representation. Your cooperation in submitting for approval prior to installation is mandatory and greatly appreciated. If you have any questions regarding your submittal, please contact the Management Company at (480) 539-1396.

BY SIGNATURE BELOW, I ACKNOWLEDGE AND AGREE TO THE FOLLOWING TERMS

- If this application/form is for any architectural change or improvement other than new construction and/or rebuilds of the main residential structure, I acknowledge and agree that the association does not need to comply with A.R.S. 33-1817 Section 2.
- Maintain all improvements made on my property. Understand that I am responsible for debris/damage done to common areas by me or my contractors.
- Comply with all applicable City and State laws and obtain all required permits.
- Begin no work until I have received approval, in writing, from the Architectural Committee.

If the submittal is not signed be aware that it will be returned to you for a signature before it is sent to the Committee

Signature:

Date:

ARCHITECTURAL SUBMITTAL FORM

Lyon's Gate Community Association
C/o Brown Community Management, Inc, 7255 E. Hampton Avenue, Mesa, Arizona 85209
Phone: (480) 539-1396 Fax: (480) 889-5087

For Design Committee Use Only

	Approved		Approved w/Stipulation		Denied		Returned for Addt'l Info
DRC COMMENTS:							
Date Rec'd by BCM:				Date Rec'd from Committee:			
Date Rec'd by DRC:				See additional comments below:			
DRC Signature:				Date Signed:			

Lyon's Gate House Elements for Painting

