

Lyon's Gate
Single Family

EXTERIOR COLOR SCHEMES

Lyon's Gate Single Family Home Color Scheme

Steps for selecting a color scheme - Single Family Homes

1. Look through the color selections and select the schemes that will look good on your home.

1. Finalizing color scheme:
 - Note on the architectural request which of the main colors will be your body color and which will be your pop-out color as these two (2) colors are reversible (interchangeable).

2. Selecting a Garage Door Color:
 - You can select your garage door color from the approved color scheme to match your Body, Pop-Out, or Fascia Color.

3. Selecting an Entry Door Color and Shutters (IF APPLICABLE):
 - You can select colors from the approved options chart labeled "Fascia Colors" or choose your entry door color and shutters to match your fascia color on your approved color scheme.

Suggested actions and questions to consider when repainting your home:

Looking at the current body color on your home ask yourself the following questions:
(NOT A REQUIRED STEP)

- Do I want the new color lighter, darker or about the same?
- Do I want to alter the color; if so, what colors do I like?
- Is there veneer (brick or stone) on my house and what colors are in it?
- What is the color of my roof tile?
- What are the colors in my landscape rock, pavers and other items in my yard that are not changing?



All colors specified are from the Dunn Edwards palette

All colors are available for all schemes

Swiss Coffee #DEW341 - LRV 83

22-FA



SWISS COFFEE

Swiss Coffee | DEW341  

Black Bean #DE6385 - LRV 07

22-FB



BLACK BEAN

Black Bean | DE6385  

Celluloid #DET619 - LRV 08

22-FC



CELLULOID

Celluloid | DET619  

Espresso Macchiato #DET680 - LRV 07

22-FD

ESPRESSO MACCHIATO

Espresso Macchiato | DET680  



© September 2022

480-967-6667

Lyon's Gate
Gilbert, Arizona

Fascia Colors



All colors specified are from the Dunn Edwards palette

All colors are available for all schemes

Nomad #DET697 - LRV 08

22-FE



NOMAD

Nomad | DET697  

Spiced Hot Chocolate #DET691 - LRV 06

22-FF



SPICED HOT CHOCOLATE

Spiced Hot Chocolate | DET691  

Mayan Chocolate #DET693 - LRV 09

22-FG



MAYAN CHOCOLATE

Mayan Chocolate | DET693  

Black Walnut #DE6063 - LRV 08

22-FH

BLACK WALNUT

Black Walnut | DE6063  



© September 2022

480-967-6667

Lyon's Gate
Gilbert, Arizona

Fascia Colors

All colors specified are from the Dunn Edwards palette

BODY & POP-OUT COLORS ARE REVERSIBLE

Body

Optional Garage Door color
Reclaimed Wood #DET625 - LRV 47




Pop-outs

Optional Fascia and/or Garage Door color
Fossil #DE6225 - LRV 81



Entry Door and Shutters
or use approved Fascia color
Tea Bag #DE6062 - LRV 12



Fascia

**See Approved Color
Options or
use Pop-out Color**

**Garage Door
can be
Body, Pop-out or Fascia**



© September 2022

480-967-6667

Lyon's Gate
Gilbert, Arizona

Exterior
Color
Scheme

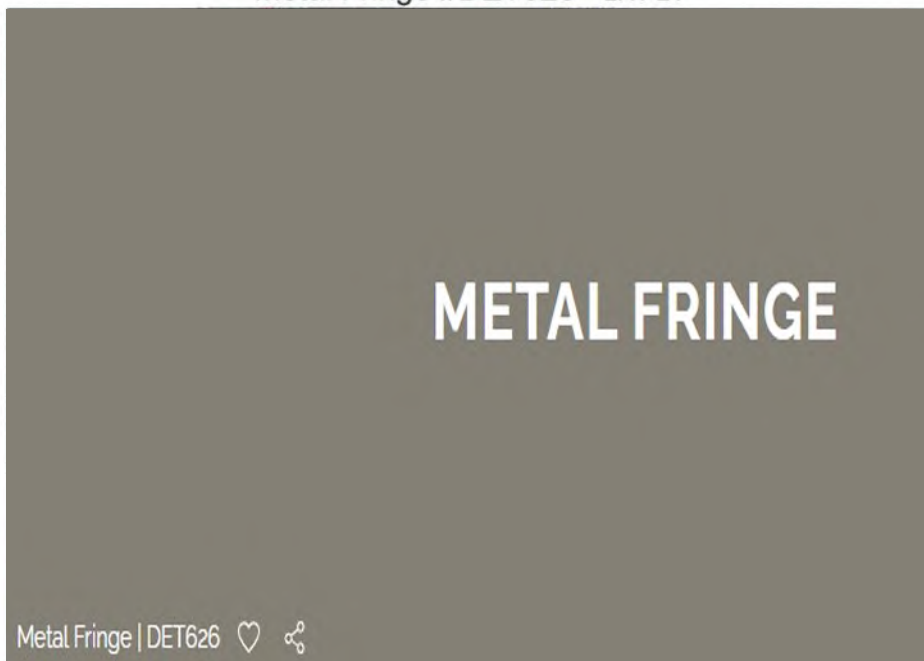
22-1

All colors specified are from the Dunn Edwards palette

BODY & POP-OUT COLORS ARE REVERSIBLE

Body

Optional Garage Door color
Metal Fringe #DET626 - LRV 21




Pop-outs

Optional Fascia and/or Garage Door color
Play On Gray #DE6228 - LRV 43



Entry Door and Shutters
or use approved Fascia color
Dark Ruby #DE6028 - LRV 09



Fascia

**See Approved Color
Options or
use Pop-out Color**

**Garage Door
can be
Body, Pop-out or Fascia**



© September 2022

480-967-6667

Lyon's Gate
Gilbert, Arizona

Exterior
Color
Scheme

22-2

All colors specified are from the Dunn Edwards palette

BODY & POP-OUT COLORS ARE REVERSIBLE

Body

Optional Garage Door color
Whole Wheat #DE6124 - LRV 26



WHOLE WHEAT

Whole Wheat | DE6124

Pop-outs

Optional Fascia and/or Garage Door color
Rincon Cove #DEC757 - LRV 44



RINCON COVE

Rincon Cove | DEC757

Entry Door and Shutters

or use approved Fascia color
Black Spruce #DE6308 - LRV 09



BLACK SPRUCE

Black Spruce | DE6308

Fascia

*See Approved Color
Options or
use Pop-out Color*

*Garage Door
can be
Body, Pop-out or Fascia*



© September 2022

480-967-6667

Lyon's Gate
Gilbert, Arizona

Exterior
Color
Scheme

22-3

All colors specified are from the Dunn Edwards palette



BODY & POP-OUT COLORS ARE REVERSIBLE

Body

Optional Garage Door color

Barnwood Gray #DET620 - LRV 31

BARNWOOD GRAY



Barnwood Gray | DET620  

Pop-outs

Optional Fascia and/or Garage Door color

Shady #DEC774 - LRV 63

SHADY



Shady | DEC774  

Entry Door and Shutters

or use approved Fascia color

Sheet Metal #DE6356 - LRV 11

SHEET METAL

Sheet Metal | DE6356  

Fascia

**See Approved Color
Options or
use Pop-out Color**

**Garage Door
can be
Body, Pop-out or Fascia**



© September 2022

480-967-6667

Lyon's Gate
Gilbert, Arizona

Exterior
Color
Scheme

22-4

All colors specified are from the Dunn Edwards palette

BODY & POP-OUT COLORS ARE REVERSIBLE

Body

Optional Garage Door color
Ash Gray #DEC751 - LRV 44



Pop-outs

Optional Fascia and/or Garage Door color
Crisp Muslin #DE6212 - LRV 71



Entry Door and Shutters
or use approved Fascia color
Equinox #DET616 - LRV 14



Fascia

**See Approved Color
Options or
use Pop-out Color**

**Garage Door
can be
Body, Pop-out or Fascia**



© September 2022

480-967-6667

Lyon's Gate
Gilbert, Arizona

Exterior
Color
Scheme

22-5

All colors specified are from the Dunn Edwards palette

BODY & POP-OUT COLORS ARE REVERSIBLE

Body

Optional Garage Door color

Saddle Up #DET690 - LRV 30



Pop-outs

Optional Fascia and/or Garage Door color

Apache Tan #DEC746- LRV 50



Entry Door and Shutters

or use approved Fascia color

Wild Bill Brown #DET688 - LRV 11



Fascia

*See Approved Color
Options or
use Pop-out Color*

*Garage Door
can be
Body, Pop-out or Fascia*



© September 2022

480-967-6667

Lyon's Gate
Gilbert, Arizona

Exterior
Color
Scheme

22-6

All colors specified are from the Dunn Edwards palette

BODY & POP-OUT COLORS ARE REVERSIBLE

Body

Optional Garage Door color
Bison Beige #DEC750 - LRV 27



Pop-outs

Optional Fascia and/or Garage Door color
Fine Grain #DE6213 - LRV 59



Entry Door and Shutters

or use approved Fascia color
Edge of Black #DE6349 - LRV09



Fascia

*See Approved Color
Options or
use Pop-out Color*

*Garage Door
can be
Body, Pop-out or Fascia*



© September 2022

480-967-6667

Lyon's Gate
Gilbert, Arizona

Exterior
Color
Scheme

22-7

All colors specified are from the Dunn Edwards palette

BODY & POP-OUT COLORS ARE REVERSIBLE

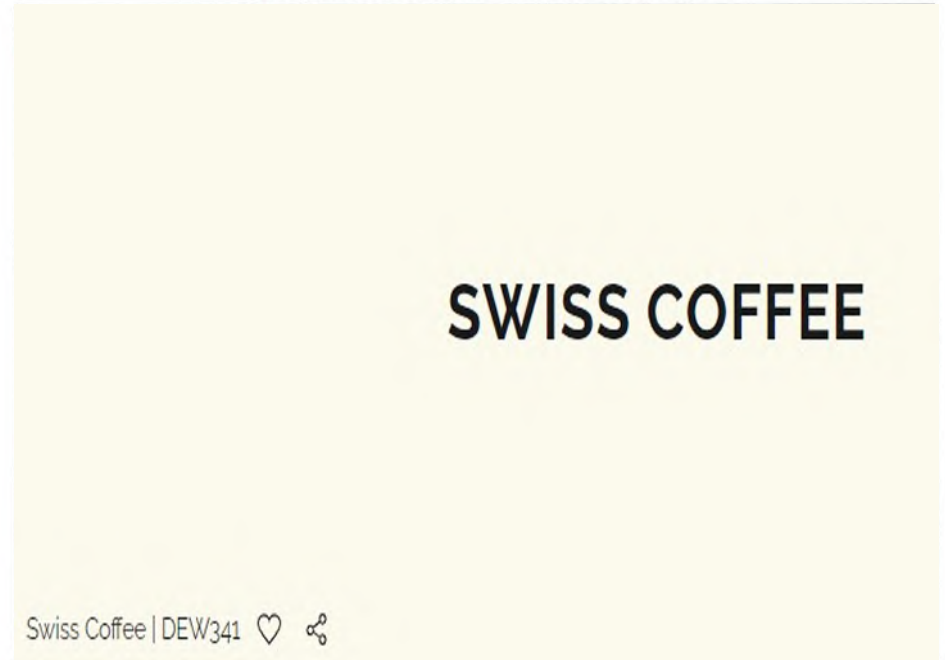
Body

Optional Garage Door color
Wax Wing #DEW329 - LRV 77



Pop-outs

Optional Fascia and/or Garage Door color
Swiss Coffee #DEW341 - LRV 83



Entry Door and Shutters
or use approved Fascia color
Soot #DE6321 - LRV 10



Fascia

**See Approved Color
Options or
use Pop-out Color**

**Garage Door
can be
Body, Pop-out or Fascia**



© September 2022

480-967-6667

Lyon's Gate
Gilbert, Arizona

Exterior
Color
Scheme

22-8

All colors specified are from the Dunn Edwards palette

BODY & POP-OUT COLORS ARE REVERSIBLE

Body

Optional Garage Door color
Pewter Patter #DET627 - LRV 45




Pop-outs

Optional Fascia and/or Garage Door color
Pueblo White #DET675 - LRV 74



Entry Door and Shutters
or use approved Fascia color
Dark Pewter #DE6314 - LRV 13



Fascia

See Approved Color
Options or
use Pop-out Color

Garage Door
can be
Body, Pop-out or Fascia



© September 2022

480-967-6667

Lyon's Gate
Gilbert, Arizona

Exterior
Color
Scheme

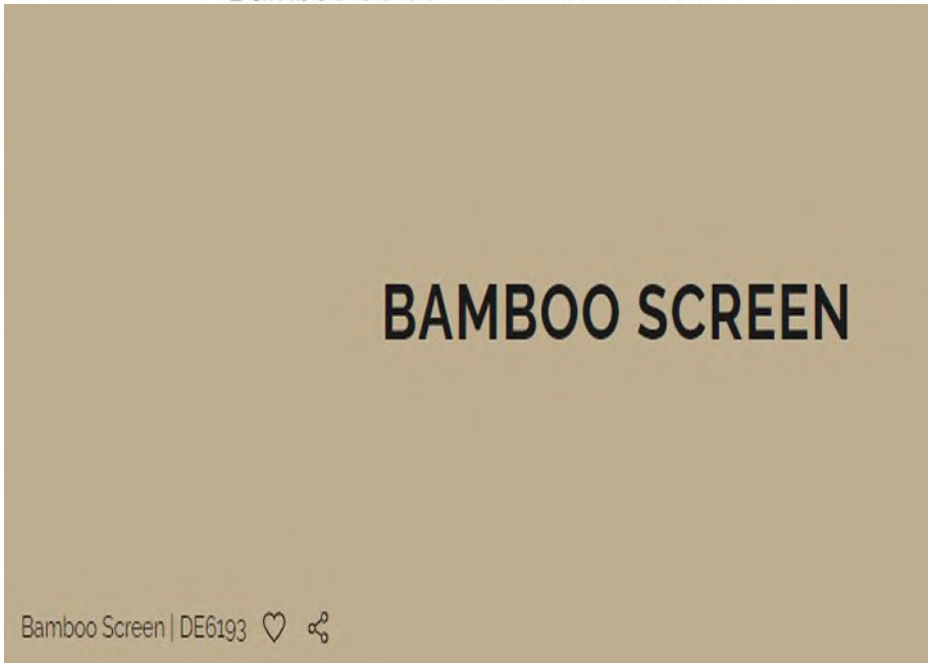
22-9

All colors specified are from the Dunn Edwards palette

BODY & POP-OUT COLORS ARE REVERSIBLE

Body

Optional Garage Door color
Bamboo Screen #DE6193 - LRV 39



Pop-outs

Optional Fascia and/or Garage Door color
Ecru Wealth #DET635 - LRV 61



Entry Door and Shutters
or use approved Fascia color
Ancient Earth #DE6217 - LRV 13



Fascia

*See Approved Color
Options or
use Pop-out Color*

*Garage Door
can be
Body, Pop-out or Fascia*



© September 2022

480-967-6667

Lyon's Gate
Gilbert, Arizona

Exterior
Color
Scheme

22-10

All colors specified are from the Dunn Edwards palette

BODY & POP-OUT COLORS ARE REVERSIBLE

Body

Optional Garage Door color
Handwoven #DE6200 - LRV 38



Pop-outs

Optional Fascia and/or Garage Door color
Light Aspiration #DE6185 - LRV 56



Entry Door and Shutters
or use approved Fascia color
Barrel Stove #DE6216 - LRV 21



Fascia

**See Approved Color
Options or
use Pop-out Color**

**Garage Door
can be
Body, Pop-out or Fascia**



© September 2022

480-967-6667

Lyon's Gate
Gilbert, Arizona

Exterior
Color
Scheme

22-11

All colors specified are from the Dunn Edwards palette

BODY & POP-OUT COLORS ARE REVERSIBLE

Body

Optional Garage Door color

Sandal #DEC715 - LRV 42



Pop-outs

Optional Fascia and/or Garage Door color

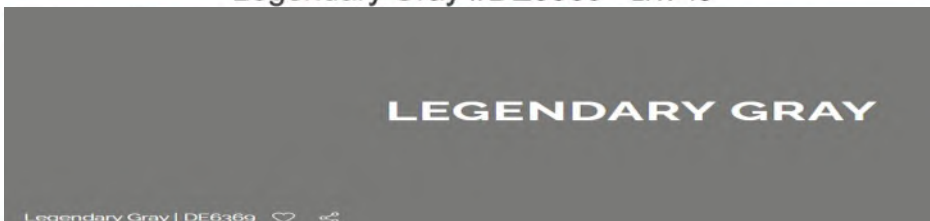
Sandcastle #DEC740 - LRV 65



Entry Door and Shutters

or use approved Fascia color

Legendary Gray #DE6369 - LRV 18



Fascia

See Approved Color
Options or
use Pop-out Color

Garage Door
can be
Body, Pop-out or Fascia



© September 2022

480-967-6667

Lyon's Gate
Gilbert, Arizona

Exterior
Color
Scheme

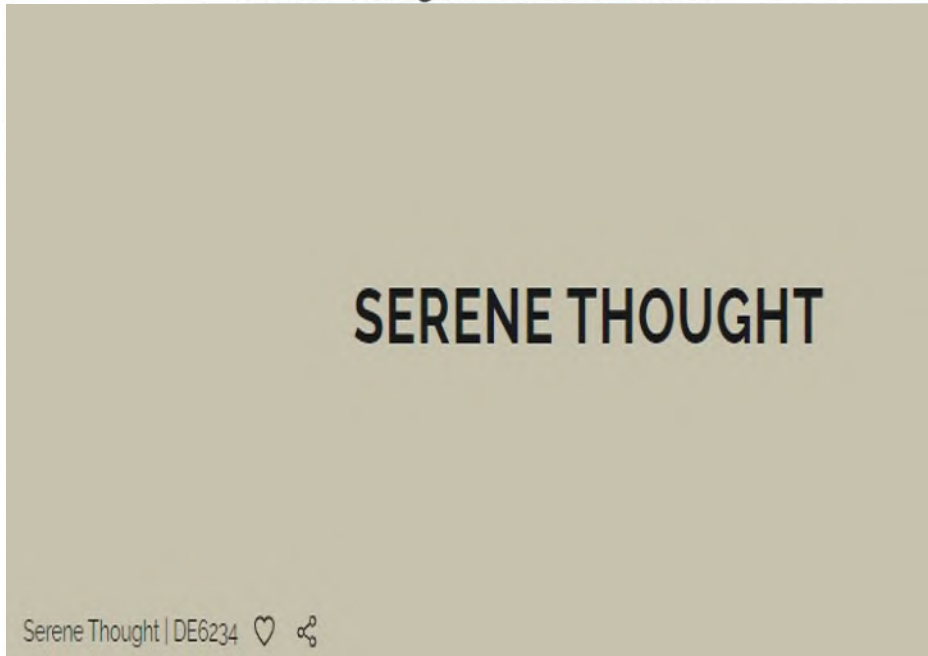
22-12

All colors specified are from the Dunn Edwards palette

BODY & POP-OUT COLORS ARE REVERSIBLE

Body

Optional Garage Door color
Serene Thought #DE6234 - LRV 49



Pop-outs

Optional Fascia and/or Garage Door color
Crystal Haze #DE6219 - LRV 71



Entry Door and Shutters
or use approved Fascia color
Spruce Woods #DE6238 - LRV 13



Fascia

*See Approved Color
Options or
use Pop-out Color*

*Garage Door
can be
Body, Pop-out or Fascia*



© September 2022

480-967-6667

Lyon's Gate
Gilbert, Arizona

Exterior
Color
Scheme

22-13

All colors specified are from the Dunn Edwards palette

BODY & POP-OUT COLORS ARE REVERSIBLE

Body

Optional Garage Door color
Tuscan Mosaic #DE6208 - LRV 26



Pop-outs

Optional Fascia and/or Garage Door color
Doric White #DET641 - LRV 62



Entry Door and Shutters
or use approved Fascia color
Moderne Class #DET681 - LRV 11



Fascia

See Approved Color
Options or
use Pop-out Color

Garage Door
can be
Body, Pop-out or Fascia



© September 2022

480-967-6667

Lyon's Gate
Gilbert, Arizona

Exterior
Color
Scheme

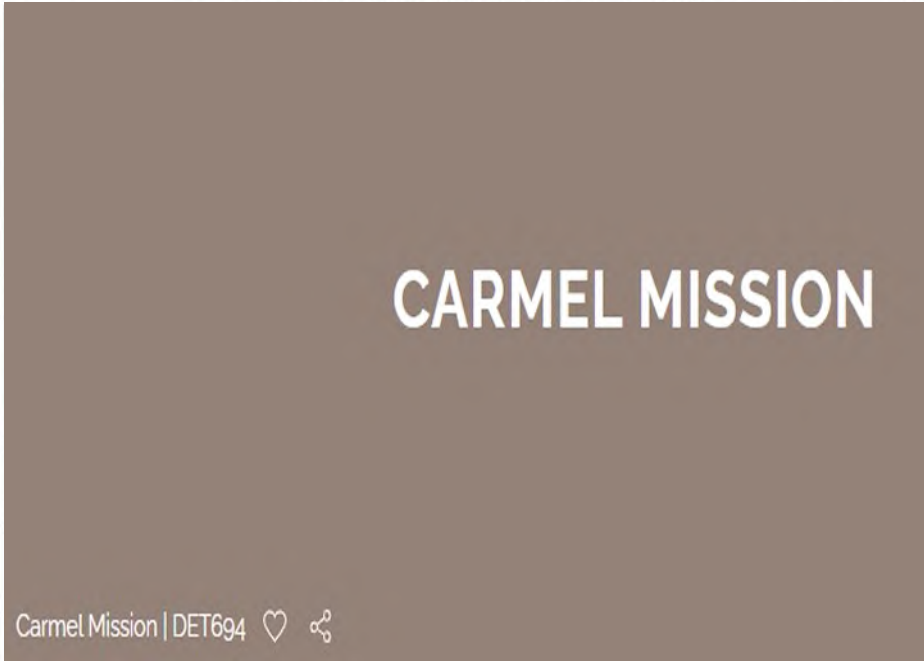
22-14

All colors specified are from the Dunn Edwards palette



BODY & POP-OUT COLORS ARE REVERSIBLE

Body

Optional Garage Door color
Carmel Mission #DET694 - LRV 23

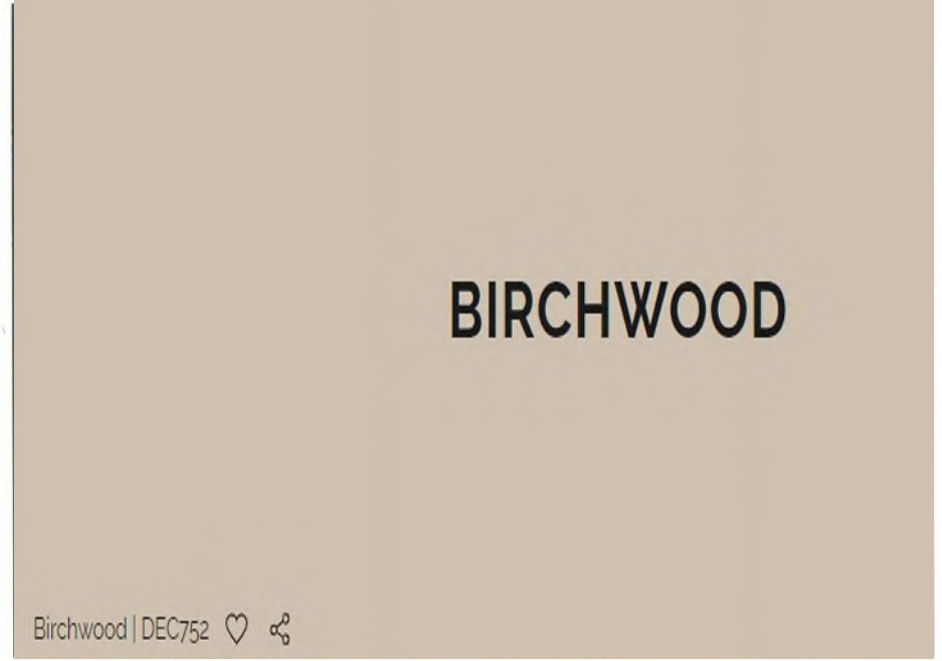


CARMEL MISSION

Carmel Mission | DET694  

Pop-outs

Optional Fascia and/or Garage Door color
Birchwood #DEC752 - LRV 49



BIRCHWOOD



Birchwood | DEC752  

Entry Door and Shutters

or use approved Fascia color
Dark Chocolate #DE6014 - LRV 07



DARK CHOCOLATE

Dark Chocolate | DE6014  

Fascia

*See Approved Color
Options or
use Pop-out Color*

*Garage Door
can be
Body, Pop-out or Fascia*



© September 2022

480-967-6667

Lyon's Gate
Gilbert, Arizona

Exterior
Color
Scheme

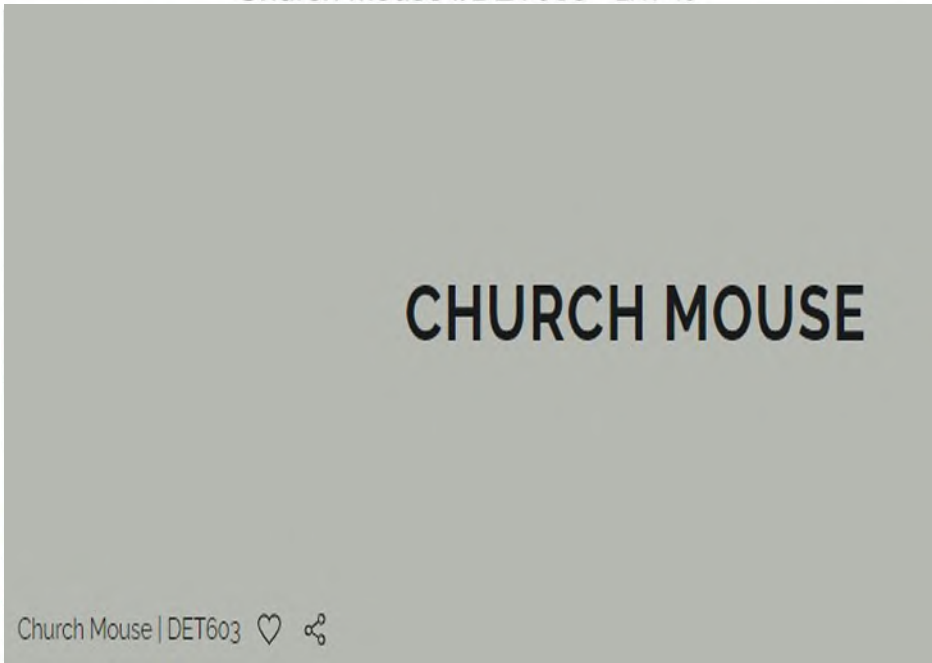
22-15

All colors specified are from the Dunn Edwards palette

BODY & POP-OUT COLORS ARE REVERSIBLE

Body

Optional Garage Door color
Church Mouse #DET603 - LRV 46



Pop-outs

Optional Fascia and/or Garage Door color
Chalky #DEC793 - LRV 75



Entry Door and Shutters
or use approved Fascia color
Charcoal Sketch #DET628 - LRV 11



Fascia

*See Approved Color
Options or
use Pop-out Color*

*Garage Door
can be
Body, Pop-out or Fascia*



© September 2022

480-967-6667

Lyon's Gate
Gilbert, Arizona

Exterior
Color
Scheme

22-16

ARCHITECTURAL SUBMITTAL FORM

Lyon's Gate Community Association
 C/o Brown Community Management, Inc, 7255 E. Hampton Avenue, Mesa, Arizona 85209
 Community Manager: Sabrina Langford
 Email: lyonsgate@brownmanagement.com
 Phone: (480) 539-1396 Fax: (480) 889-5087

(Please type or print. Incomplete or illegible submittals will be returned.)

<u>Member Name:</u>		<u>Ph#:</u>
<u>Email:</u>		<u>Cell #:</u>
<u>Address:</u>		<u>Lot #:</u>
<u>Contractor</u>	<u>License #</u>	<u>Phone#</u>
<u>Description of Work to be Performed:</u>		
<u>Time period in which work is to be completed:</u>		
<u>Materials to be used (attach samples of hardscape materials):</u>		
<u>Exterior painting list scheme #* (complete all below):</u>		
<u>Single Family Home:</u> YES / NO	<u>Cluster Build Home:</u> YES / NO	
<u>Body color:</u>	<u>Facia color:</u>	
<u>Pop out color:</u>	<u>Garage door color:</u>	
<u>Front Door color:</u>	<u>Shutter color (if applicable):</u>	

*Note for exterior home painting it is highly recommended to get a rendering from Dunn Edwards or similar home rendering platforms. Single Family and Cluster built home color schemes are not interchangeable. (Single Family homes may ONLY choose from Single Family color schemes. Cluster built homes may ONLY choose from Cluster home color scheme). Any deviations from the pre-approved color schemes will result in additional information needed.

Attach any drawings and/or blueprint of your submittal. Please indicate all materials, dimensions, color, and the exact location of the proposed work to be completed. Photos of your home **AND** neighboring home(s) are **REQUIRED (IF PAINTING)** for quality control. Major construction projects **MUST** include elevation drawings. **INCOMPLETE REQUESTS WILL BE RETURNED.**

You must have written approval from the Design Review Committee prior to making any improvements or exterior changes to any part of your lot. To avoid misunderstanding, you cannot proceed with an improvement or exterior change on the basis of a "verbal" approval or "oral" representation. Your cooperation in submitting for approval prior to installation is mandatory and greatly appreciated. If you have any questions regarding your submittal, please contact the Management Company at (480) 539-1396.

BY SIGNATURE BELOW, I ACKNOWLEDGE AND AGREE TO THE FOLLOWING TERMS

- If this application/form is for any architectural change or improvement other than new construction and/or rebuilds of the main residential structure, I acknowledge and agree that the association does not need to comply with A.R.S. 33-1817 Section 2.
- Maintain all improvements made on my property. Understand that I am responsible for debris/damage done to common areas by me or my contractors.
- Comply with all applicable City and State laws and obtain all required permits.
- Begin no work until I have received approval, in writing, from the Architectural Committee.

If the submittal is not signed be aware that it will be returned to you for a signature before it is sent to the Committee

Signature:

Date:

ARCHITECTURAL SUBMITTAL FORM

Lyon's Gate Community Association
C/o Brown Community Management, Inc, 7255 E. Hampton Avenue, Mesa, Arizona 85209
Phone: (480) 539-1396 Fax: (480) 889-5087

For Design Committee Use Only

	Approved		Approved w/Stipulation		Denied		Returned for Addt'l Info
DRC COMMENTS:							
Date Rec'd by BCM:				Date Rec'd from Committee:			
Date Rec'd by DRC:				See additional comments below:			
DRC Signature:				Date Signed:			

Lyon's Gate House Elements for Painting

